

# Inflationary dynamics and non-Gaussianities – Planck and prospects –

L. Sriramkumar

Department of Physics, Indian Institute of Technology Madras, Chennai

Planck Day  
International Centre for Theoretical Sciences, Bengaluru  
April 16, 2013

# Proliferation of inflationary models<sup>1</sup>

5-dimensional assisted inflation	extended open inflation	late-time mild inflation	pre-Big-Bang inflation
anisotropic brane inflation	extended warm inflation	low-scale inflation	primary inflation
anomaly-induced inflation	extra dimensional inflation	low-scale supergravity inflation	primordial inflation
assisted inflation	F-term inflation	M-theory inflation	quasi-open inflation
assisted chaotic inflation	F-term hybrid inflation	mass inflation	quintessential inflation
boundary inflation	false vacuum inflation	massive chaotic inflation	R-invariant topological inflation
brane inflation	false vacuum chaotic inflation	moduli inflation	rapid asymmetric inflation
brane-assisted inflation	fast-roll inflation	multi-scalar inflation	running inflation
brane gas inflation	first order inflation	multiple inflation	scalar-tensor gravity inflation
brane-antibrane inflation	gauged inflation	multiple-field slow-roll inflation	scalar-tensor stochastic inflation
braneworld inflation	generalised inflation	multiple-stage inflation	Seiberg-Witten inflation
Brans-Dicke chaotic inflation	generalized assisted inflation	natural inflation	single-bubble open inflation
Brans-Dicke inflation	generalized slow-roll inflation	natural Chaotic inflation	spinodal inflation
bulky brane inflation	gravity driven inflation	natural double inflation	stable starobinsky-type inflation
chaotic hybrid inflation	Hagedorn inflation	natural supergravity inflation	steady-state eternal inflation
chaotic inflation	higher-curvature inflation	new inflation	steep inflation
chaotic new inflation	hybrid inflation	next-to-minimal supersymmetric hybrid inflation	stochastic inflation
D-brane inflation	hyperextended inflation	non-commutative inflation	string-forming open inflation
D-term inflation	induced gravity inflation	non-slow-roll inflation	successful D-term inflation
dilaton-driven inflation	induced gravity open inflation	nonminimal chaotic inflation	supergravity inflation
dilaton-driven brane inflation	intermediate inflation	old inflation	supernatural inflation
double inflation	inverted hybrid inflation	open hybrid inflation	superstring inflation
double D-term inflation	isocurvature inflation	open inflation	supersymmetric hybrid inflation
dual inflation	K inflation	oscillating inflation	supersymmetric inflation
dynamical inflation	kinetic inflation	polynomial chaotic inflation	supersymmetric topological inflation
dynamical SUSY inflation	lambda inflation	polynomial hybrid inflation	supersymmetric new inflation
eternal inflation	large field inflation	power-law inflation	synergistic warm inflation
extended inflation	late D-term inflation		TeV-scale hybrid inflation

A partial list of ever-increasing number of inflationary models!

<sup>1</sup>From E. P. S. Shellard, *The future of cosmology: Observational and computational prospects*, in *The Future of Theoretical Physics and Cosmology*, Eds. G. W. Gibbons, E. P. S. Shellard and S. J. Rankin (Cambridge University Press, Cambridge, England, 2003).



# Plan of the talk

- 1 The inflationary scenario
- 2 Confronting inflationary power spectra with the CMB data
- 3 Evaluation of the scalar bispectrum during inflation
- 4 Constraints from Planck on non-Gaussianities
- 5 Outlook

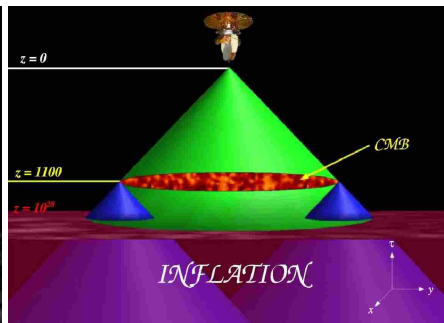
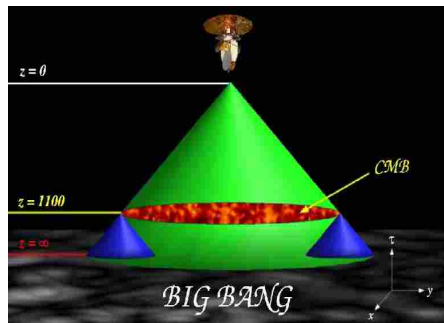


# This talk is largely based on

- P. A. R. Ade *et al.*, *Planck 2013 results. XXII. Constraints on inflation*, arXiv:1303.5082 [astro-ph.CO].
- P. A. R. Ade *et al.*, *Planck 2013 Results. XXIV. Constraints on primordial non-Gaussianity*, arXiv:1303.5084 [astro-ph.CO].



# Inflation resolves the horizon problem

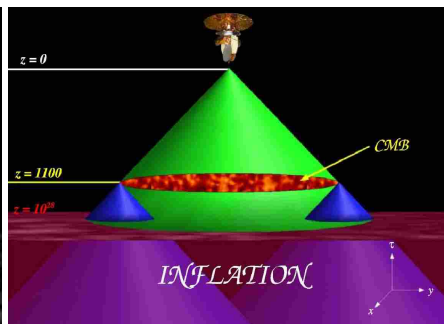
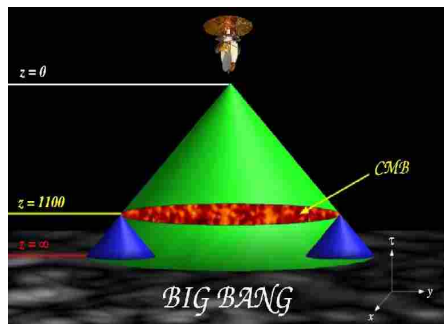


**Left:** The radiation from the CMB arriving at us from regions separated by more than the Hubble radius at the last scattering surface (which subtends an angle of about  $1^\circ$  today) could not have interacted before decoupling.

<sup>2</sup>Images from W. Kinney, astro-ph/0301448.



# Inflation resolves the horizon problem



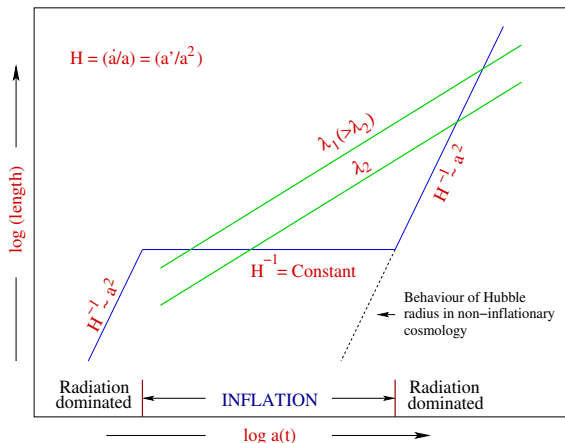
**Left:** The radiation from the CMB arriving at us from regions separated by more than the Hubble radius at the last scattering surface (which subtends an angle of about  $1^\circ$  today) could not have interacted before decoupling.

**Right:** An illustration of how an early and sufficiently long epoch of inflation helps in resolving the horizon problem<sup>2</sup>.

<sup>2</sup>Images from [W. Kinney, astro-ph/0301448](#).



# Bringing the modes inside the Hubble radius

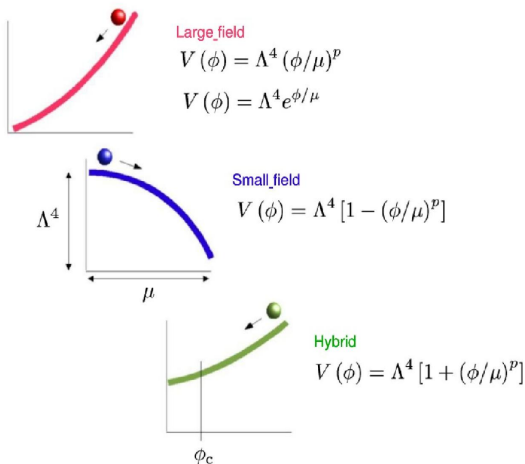


A schematic diagram illustrating the behavior of the physical wavelength  $\lambda_p \propto a$  (the green lines) and the Hubble radius  $H^{-1}$  (the blue line) during inflation and the radiation dominated epochs<sup>3</sup>.

<sup>3</sup>See, for example, E. W. Kolb and M. S. Turner, *The Early Universe* (Addison-Wesley Publishing Company, New York, 1990), Fig. 8.4.



# A variety of potentials to choose from



A variety of scalar field potentials have been considered to drive inflation<sup>4</sup>. Often, these potentials are classified as small field, large field and hybrid models.

<sup>4</sup>Image from [W. Kinney, astro-ph/0301448](#).





# The character of the perturbations

In a Friedmann universe, the perturbations in the metric and the matter can be classified according to their behavior with respect to a local rotation of the spatial coordinates on hypersurfaces of constant time as follows<sup>5</sup>:

- ◆ Scalar perturbations – Density and pressure perturbations
- ◆ Vector perturbations – Rotational velocity fields
- ◆ Tensor perturbations – Gravitational waves

---

<sup>5</sup>See, for instance, [L. Sriramkumar, Curr. Sci. 97, 868 \(2009\)](#).



# The character of the perturbations

In a Friedmann universe, the perturbations in the metric and the matter can be classified according to their behavior with respect to a local rotation of the spatial coordinates on hypersurfaces of constant time as follows<sup>5</sup>:

- ◆ Scalar perturbations – Density and pressure perturbations
- ◆ Vector perturbations – Rotational velocity fields
- ◆ Tensor perturbations – Gravitational waves

The metric perturbations are related to the matter perturbations through the first order Einstein's equations.

---

<sup>5</sup>See, for instance, [L. Sriramkumar, Curr. Sci. 97, 868 \(2009\)](#).



# The character of the perturbations

In a Friedmann universe, the perturbations in the metric and the matter can be classified according to their behavior with respect to a local rotation of the spatial coordinates on hypersurfaces of constant time as follows<sup>5</sup>:

- ◆ Scalar perturbations – Density and pressure perturbations
- ◆ Vector perturbations – Rotational velocity fields
- ◆ Tensor perturbations – Gravitational waves

The metric perturbations are related to the matter perturbations through the first order Einstein's equations.

Inflation does not produce any vector perturbations, while the tensor perturbations can be generated even in the absence of sources.

---

<sup>5</sup>See, for instance, [L. Sriramkumar, Curr. Sci. 97, 868 \(2009\)](#).



# The character of the perturbations

In a Friedmann universe, the perturbations in the metric and the matter can be classified according to their behavior with respect to a local rotation of the spatial coordinates on hypersurfaces of constant time as follows<sup>5</sup>:

- ◆ Scalar perturbations – Density and pressure perturbations
- ◆ Vector perturbations – Rotational velocity fields
- ◆ Tensor perturbations – Gravitational waves

The metric perturbations are related to the matter perturbations through the first order Einstein's equations.

Inflation does not produce any vector perturbations, while the tensor perturbations can be generated even in the absence of sources.

It is the fluctuations in the inflaton field  $\phi$  that act as the seeds for the scalar perturbations that are primarily responsible for the anisotropies in the CMB and, eventually, the present day inhomogeneities.

---

<sup>5</sup>See, for instance, L. Sriramkumar, *Curr. Sci.* **97**, 868 (2009).



# The scalar and the tensor perturbation spectra

The dimensionless scalar power spectrum  $\mathcal{P}_s(k)$  is defined in terms of the correlation function of the Fourier modes of the curvature perturbation  $\hat{\mathcal{R}}_{\mathbf{k}}$  as follows:

$$\langle 0 | \hat{\mathcal{R}}_{\mathbf{k}}(\eta) \hat{\mathcal{R}}_{\mathbf{p}}(\eta) | 0 \rangle = \frac{(2\pi)^2}{2k^3} \mathcal{P}_s(k) \delta^{(3)}(\mathbf{k} + \mathbf{p}),$$

where  $|0\rangle$  is often referred to as the Bunch-Davies vacuum.



# The scalar and the tensor perturbation spectra

The dimensionless scalar power spectrum  $\mathcal{P}_S(k)$  is defined in terms of the correlation function of the Fourier modes of the curvature perturbation  $\hat{\mathcal{R}}_k$  as follows:

$$\langle 0 | \hat{\mathcal{R}}_{\mathbf{k}}(\eta) \hat{\mathcal{R}}_{\mathbf{p}}(\eta) | 0 \rangle = \frac{(2\pi)^2}{2k^3} \mathcal{P}_S(k) \delta^{(3)}(\mathbf{k} + \mathbf{p}),$$

where  $|0\rangle$  is often referred to as the Bunch-Davies vacuum.

While comparing with the observations, for convenience, one often uses the following power law, template scalar and the tensor spectra:

$$\mathcal{P}_S(k) = \mathcal{A}_S \left( \frac{k}{k_*} \right)^{n_S - 1} \quad \text{and} \quad \mathcal{P}_T(k) = \mathcal{A}_T \left( \frac{k}{k_*} \right)^{n_T},$$

with the spectral indices  $n_S$  and  $n_T$  assumed to be constant.



# The scalar and the tensor perturbation spectra

The dimensionless scalar power spectrum  $\mathcal{P}_s(k)$  is defined in terms of the correlation function of the Fourier modes of the curvature perturbation  $\hat{\mathcal{R}}_k$  as follows:

$$\langle 0 | \hat{\mathcal{R}}_{\mathbf{k}}(\eta) \hat{\mathcal{R}}_{\mathbf{p}}(\eta) | 0 \rangle = \frac{(2\pi)^2}{2k^3} \mathcal{P}_s(k) \delta^{(3)}(\mathbf{k} + \mathbf{p}),$$

where  $|0\rangle$  is often referred to as the Bunch-Davies vacuum.

While comparing with the observations, for convenience, one often uses the following power law, template scalar and the tensor spectra:

$$\mathcal{P}_s(k) = \mathcal{A}_s \left( \frac{k}{k_*} \right)^{n_s - 1} \quad \text{and} \quad \mathcal{P}_T(k) = \mathcal{A}_T \left( \frac{k}{k_*} \right)^{n_T},$$

with the spectral indices  $n_s$  and  $n_T$  assumed to be constant.

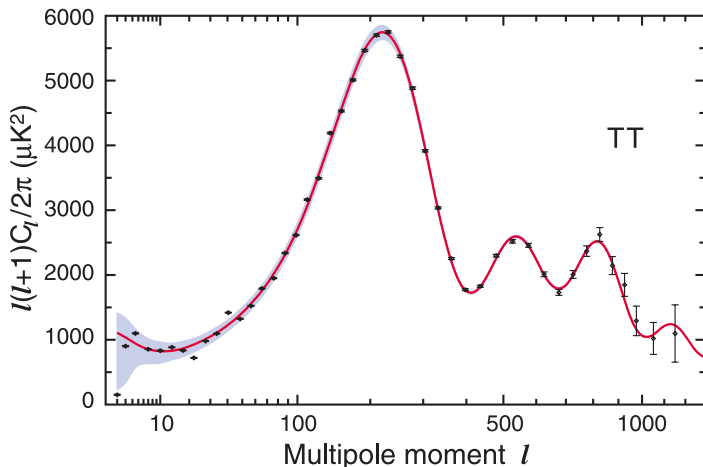
The tensor-to-scalar ratio  $r$  is defined as

$$r(k) \equiv \frac{\mathcal{P}_T(k)}{\mathcal{P}_s(k)}$$

and it is usual to further set  $r = -8n_T$ , viz. the so-called consistency relation, which is valid during slow roll inflation.



# Angular power spectrum from the WMAP 9-year data<sup>6</sup>



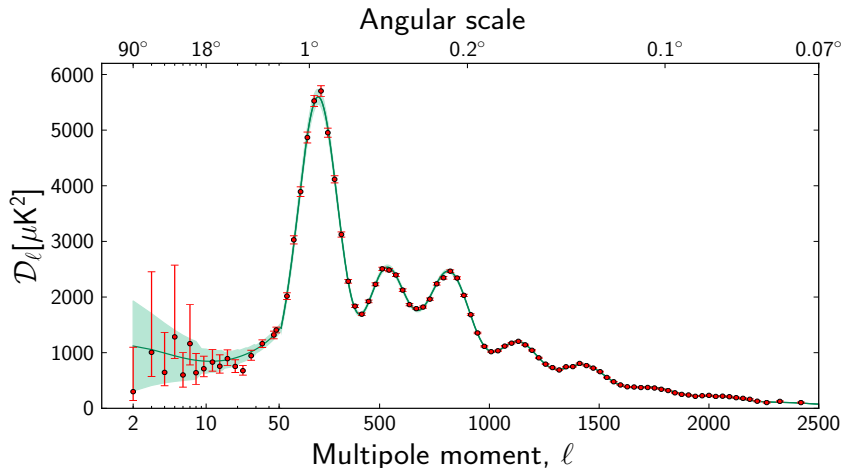
The WMAP 9-year data for the CMB TT angular power spectrum (the black dots with error bars) and the theoretical, best fit  $\Lambda$ CDM model with a power law primordial spectrum (the solid red curve).

<sup>6</sup>C. L. Bennett *et al.*, arXiv:1212.5225v1 [astro-ph.CO].





# Angular power spectrum from the Planck data<sup>7</sup>

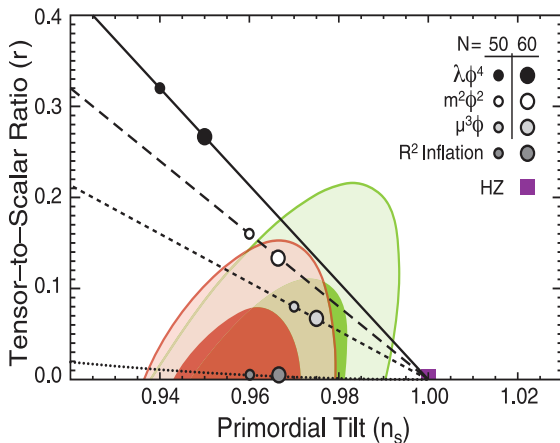


The CMB TT angular power spectrum from the Planck data (the red dots with error bars) and the theoretical, best fit  $\Lambda$ CDM model with a power law primordial spectrum (the solid green curve).

<sup>7</sup> P. A. R. Ade *et al.*, [arXiv:1303.5075](https://arxiv.org/abs/1303.5075) [astro-ph.CO].



# Constraints from the WMAP data<sup>8</sup>

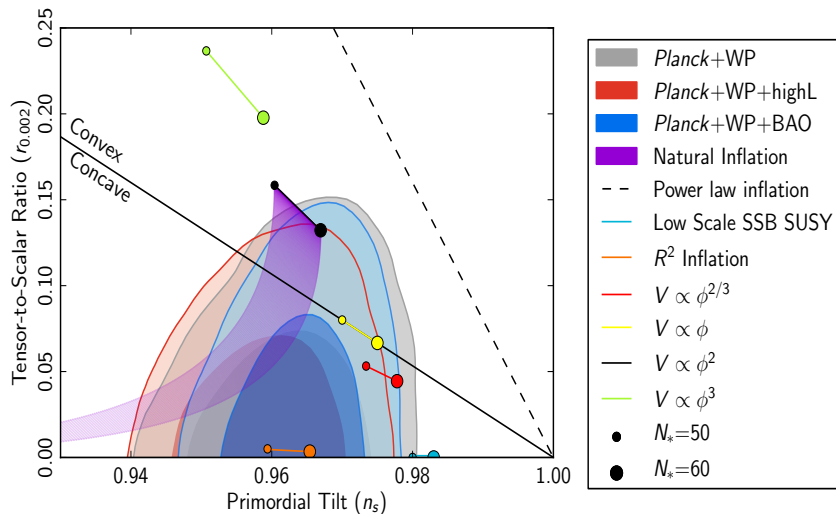


Joint constraints from the recent WMAP 9-year and other cosmological data on the inflationary parameters  $n_s$  and  $r$  for large field models with potentials of the form  $V(\phi) \propto \phi^n$ .

<sup>8</sup>G. Hinshaw *et al.*, arXiv:1212.5226v1 [astro-ph.CO].



# Constraints from Planck<sup>9</sup>

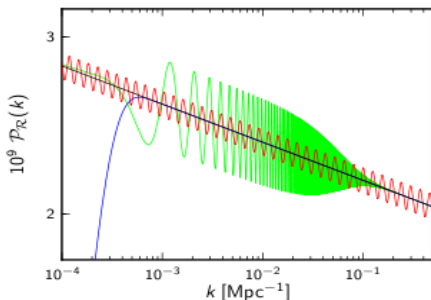
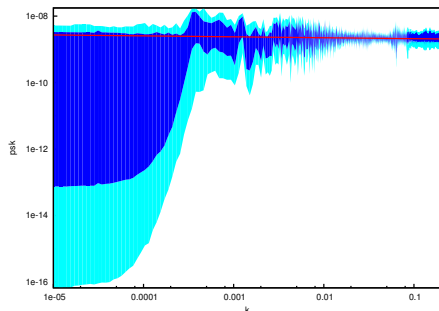


The corresponding constraints from the Planck data for various models.

<sup>9</sup> P. A. R. Ade *et al.*, [arXiv:1303.5082 \[astro-ph.CO\]](https://arxiv.org/abs/1303.5082).



# Does the primordial power spectrum contain features?



**Left:** Reconstructed primordial spectra, obtained upon assuming the concordant background  $\Lambda$ CDM model. Recovered spectra improve the fit to the WMAP 9-year data by  $\Delta\chi_{\text{eff}}^2 \simeq 300$ , with respect to the best fit power law spectrum<sup>10</sup>.

**Right:** Three different spectra with features that lead to an improved fit (of  $\Delta\chi_{\text{eff}}^2 \simeq 10$ ) to the Planck data<sup>11</sup>.

<sup>10</sup>D. K. Hazra, A. Shafieloo and T. Souradeep, arXiv:1303.4143v1 [astro-ph.CO].

<sup>11</sup>P. A. R. Ade *et al.*, arXiv:1303.5082 [astro-ph.CO].



# Inflationary models permitting deviations from slow roll

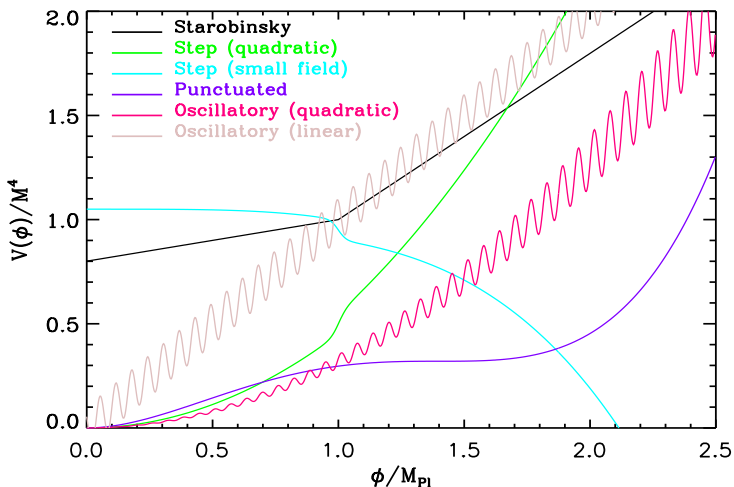
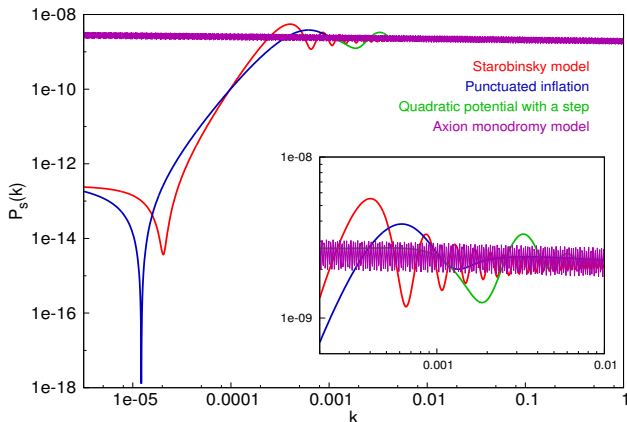


Illustration of potentials that admit departures from slow roll.



# Spectra leading to an improved fit to the WMAP data



The scalar power spectra in the different inflationary models that lead to a better fit to the CMB data than the conventional power law spectrum<sup>12</sup>.

<sup>12</sup>R. K. Jain, P. Chingangbam, J.-O. Gong, L. Sriramkumar and T. Souradeep, JCAP **0901**, 009 (2009);  
 D. K. Hazra, M. Aich, R. K. Jain, L. Sriramkumar and T. Souradeep, JCAP **1010**, 008 (2010);  
 M. Aich, D. K. Hazra, L. Sriramkumar and T. Souradeep, arXiv:1106.2798v2 [astro-ph.CO].



# The scalar bispectrum

The scalar bispectrum  $\mathcal{B}_S(\mathbf{k}_1, \mathbf{k}_2, \mathbf{k}_3)$  is related to the three point correlation function of the Fourier modes of the curvature perturbation, evaluated towards the end of inflation, say, at the conformal time  $\eta_e$ , as follows<sup>13</sup>:

$$\langle \hat{\mathcal{R}}_{\mathbf{k}_1}(\eta_e) \hat{\mathcal{R}}_{\mathbf{k}_2}(\eta_e) \hat{\mathcal{R}}_{\mathbf{k}_3}(\eta_e) \rangle = (2\pi)^3 \mathcal{B}_S(\mathbf{k}_1, \mathbf{k}_2, \mathbf{k}_3) \delta^{(3)}(\mathbf{k}_1 + \mathbf{k}_2 + \mathbf{k}_3).$$

<sup>13</sup>D. Larson *et al.*, *Astrophys. J. Suppl.* **192**, 16 (2011);  
E. Komatsu *et al.*, *Astrophys. J. Suppl.* **192**, 18 (2011).



# The non-Gaussianity parameter $f_{\text{NL}}$

The observationally relevant non-Gaussianity parameter  $f_{\text{NL}}$  is introduced through the relation<sup>14</sup>

$$\mathcal{R}(\eta, \mathbf{x}) = \mathcal{R}_{\text{G}}(\eta, \mathbf{x}) - \frac{3f_{\text{NL}}}{5} [\mathcal{R}_{\text{G}}^2(\eta, \mathbf{x}) - \langle \mathcal{R}_{\text{G}}^2(\eta, \mathbf{x}) \rangle],$$

where  $\mathcal{R}_{\text{G}}$  denotes the Gaussian quantity, and the factor of  $3/5$  arises due to the relation between the Bardeen potential and the curvature perturbation during the matter dominated epoch.

Utilizing the above relation and Wick's theorem, one can arrive at the three point correlation function of the curvature perturbation in Fourier space in terms of the parameter  $f_{\text{NL}}$ . It is found to be

$$\begin{aligned} \langle \hat{\mathcal{R}}_{\mathbf{k}_1} \hat{\mathcal{R}}_{\mathbf{k}_2} \hat{\mathcal{R}}_{\mathbf{k}_3} \rangle &= -\frac{3f_{\text{NL}}}{10} (2\pi)^{5/2} \left( \frac{1}{k_1^3 k_2^3 k_3^3} \right) \delta^{(3)}(\mathbf{k}_1 + \mathbf{k}_2 + \mathbf{k}_3) \\ &\times [k_1^3 \mathcal{P}_{\text{S}}(k_2) \mathcal{P}_{\text{S}}(k_3) + \text{two permutations}]. \end{aligned}$$

<sup>14</sup>E. Komatsu and D. N. Spergel, *Phys. Rev. D* **63**, 063002 (2001).





# The relation between $f_{\text{NL}}$ and the bispectrum

Upon making use of the above expression for the three point function of the curvature perturbation and the definition of the bispectrum, we can, in turn, arrive at the following relation<sup>15</sup>:

$$f_{\text{NL}}(\mathbf{k}_1, \mathbf{k}_2, \mathbf{k}_3) = -\frac{10}{3} (2\pi)^{1/2} (k_1^3 k_2^3 k_3^3) \mathcal{B}_s(\mathbf{k}_1, \mathbf{k}_2, \mathbf{k}_3) \\ \times [k_1^3 \mathcal{P}_s(k_2) \mathcal{P}_s(k_3) + \text{two permutations}]^{-1}.$$

<sup>15</sup>See, for instance, S. Hannestad, T. Haugbolle, P. R. Jarnhus and M. S. Sloth, JCAP **1006**, 001 (2010).



# The action at the cubic order

It can be shown that, the third order term in the action describing the curvature perturbation is given by<sup>16</sup>

$$\begin{aligned} \mathcal{S}_3[\mathcal{R}] = & M_{\text{Pl}}^2 \int d\eta \int d^3\mathbf{x} \left[ a^2 \epsilon_1^2 \mathcal{R} \mathcal{R}'^2 + a^2 \epsilon_1^2 \mathcal{R} (\partial\mathcal{R})^2 \right. \\ & - 2 a \epsilon_1 \mathcal{R}' (\partial^i \mathcal{R}) (\partial_i \chi) + \frac{a^2}{2} \epsilon_1 \epsilon_2' \mathcal{R}^2 \mathcal{R}' + \frac{\epsilon_1}{2} (\partial^i \mathcal{R}) (\partial_i \chi) (\partial^2 \chi) \\ & \left. + \frac{\epsilon_1}{4} (\partial^2 \mathcal{R}) (\partial \chi)^2 + \mathcal{F} \left( \frac{\delta \mathcal{L}_2}{\delta \mathcal{R}} \right) \right], \end{aligned}$$

where  $\mathcal{F}(\delta \mathcal{L}_2 / \delta \mathcal{R})$  denotes terms involving the variation of the second order action with respect to  $\mathcal{R}$ , while  $\chi$  is related to the curvature perturbation  $\mathcal{R}$  through the relation

$$\partial^2 \chi = a \epsilon_1 \mathcal{R}'.$$

<sup>16</sup>J. Maldacena, JHEP **0305**, 013 (2003);  
 D. Seery and J. E. Lidsey, JCAP **0506**, 003 (2005);  
 X. Chen, M.-x. Huang, S. Kachru and G. Shiu, JCAP **0701**, 002 (2007).



# Evaluating the bispectrum

At the leading order in the perturbations, one then finds that the three point correlation in Fourier space is described by the integral<sup>17</sup>

$$\begin{aligned} & \langle \hat{\mathcal{R}}_{\mathbf{k}_1}(\eta_e) \hat{\mathcal{R}}_{\mathbf{k}_2}(\eta_e) \hat{\mathcal{R}}_{\mathbf{k}_3}(\eta_e) \rangle \\ &= -i \int_{\eta_i}^{\eta_e} d\eta a(\eta) \left\langle \left[ \hat{\mathcal{R}}_{\mathbf{k}_1}(\eta_e) \hat{\mathcal{R}}_{\mathbf{k}_2}(\eta_e) \hat{\mathcal{R}}_{\mathbf{k}_3}(\eta_e), \hat{H}_I(\eta) \right] \right\rangle, \end{aligned}$$

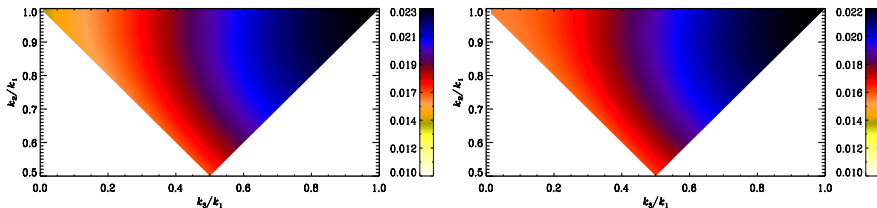
where  $\hat{H}_I$  is the Hamiltonian corresponding to the above third order action, while  $\eta_i$  denotes a sufficiently early time when the initial conditions are imposed on the modes, and  $\eta_e$  denotes a very late time, say, close to when inflation ends.

Note that, while the square brackets imply the commutation of the operators, the angular brackets denote the fact that the correlations are evaluated in the initial vacuum state (*viz.* the Bunch-Davies vacuum in the situation of our interest).

<sup>17</sup>See, for example, D. Seery and J. E. Lidsey, JCAP **0506**, 003 (2005); X. Chen, Adv. Astron. **2010**, 638979 (2010).



# Comparison for an arbitrary triangular configuration



A comparison of the analytical results (on the left) for the non-Gaussianity parameter  $f_{NL}$  with the numerical results (on the right) from the Bispectra and Non-Gaussianity Operator (BINGO) code for a generic triangular configuration of the wavevectors in the case of the standard quadratic potential<sup>18</sup>. The maximum difference between the numerical and the analytic results is found to be about 5%.

<sup>18</sup> D. K. Hazra, L. Sriramkumar and J. Martin, arXiv:1201.0926v2 [astro-ph.CO].



# Template bispectra

For comparison with the observations, the bispectrum is often expressed as follows<sup>19</sup>:

$$G(\mathbf{k}_1, \mathbf{k}_2, \mathbf{k}_3) = f_{\text{NL}}^{\text{loc}} G_{\text{loc}}(\mathbf{k}_1, \mathbf{k}_2, \mathbf{k}_3) + f_{\text{NL}}^{\text{eq}} G_{\text{eq}}(\mathbf{k}_1, \mathbf{k}_2, \mathbf{k}_3) + f_{\text{NL}}^{\text{orth}} G_{\text{orth}}(\mathbf{k}_1, \mathbf{k}_2, \mathbf{k}_3),$$

where  $f_{\text{NL}}^{\text{loc}}$ ,  $f_{\text{NL}}^{\text{eq}}$  and  $f_{\text{NL}}^{\text{orth}}$  are free parameters that are to be estimated, and the local, the equilateral, and the orthogonal template bispectra are given by:

$$G_{\text{loc}}(\mathbf{k}_1, \mathbf{k}_2, \mathbf{k}_3) = \frac{6}{5} \left[ \frac{(2\pi^2)^2}{k_1^3 k_2^3 k_3^3} \right] \left( k_1^3 \mathcal{P}_S(k_2) \mathcal{P}_S(k_3) + \text{two permutations} \right),$$

$$G_{\text{eq}}(\mathbf{k}_1, \mathbf{k}_2, \mathbf{k}_3) = \frac{3}{5} \left[ \frac{(2\pi^2)^2}{k_1^3 k_2^3 k_3^3} \right] \left( 6 k_2 k_3^2 \mathcal{P}_S(k_1) \mathcal{P}_S^{2/3}(k_2) \mathcal{P}_S^{1/3}(k_3) - 3 k_3^3 \mathcal{P}_S(k_1) \mathcal{P}_S(k_2) \right. \\ \left. - 2 k_1 k_2 k_3 \mathcal{P}_S^{2/3}(k_1) \mathcal{P}_S^{2/3}(k_2) \mathcal{P}_S^{2/3}(k_3) + \text{five permutations} \right),$$

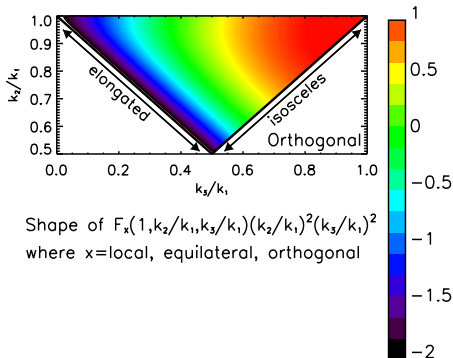
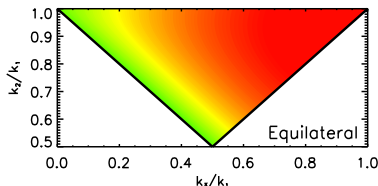
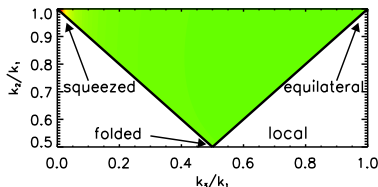
$$G_{\text{orth}}(\mathbf{k}_1, \mathbf{k}_2, \mathbf{k}_3) = \frac{3}{5} \left[ \frac{(2\pi^2)^2}{k_1^3 k_2^3 k_3^3} \right] \left( 18 k_2 k_3^2 \mathcal{P}_S(k_1) \mathcal{P}_S^{2/3}(k_2) \mathcal{P}_S^{1/3}(k_3) - 9 k_3^3 \mathcal{P}_S(k_1) \mathcal{P}_S(k_2) \right. \\ \left. - 8 k_1 k_2 k_3 \mathcal{P}_S^{2/3}(k_1) \mathcal{P}_S^{2/3}(k_2) \mathcal{P}_S^{2/3}(k_3) + \text{five permutations} \right).$$

The basis  $(f_{\text{NL}}^{\text{loc}}, f_{\text{NL}}^{\text{eq}}, f_{\text{NL}}^{\text{orth}})$  for the three-point function is considered to be large enough to encompass a range of interesting models.

<sup>19</sup>C. L. Bennett *et al.*, arXiv:1212.5225v1 [astro-ph.CO].



# Illustration of the template bispectra



Shape of  $F_x(1, k_2/k_1, k_3/k_1)(k_2/k_1)^2(k_3/k_1)^2$   
 where  $x$ =local, equilateral, orthogonal

An illustration of the three template basis bispectra, viz. the local (top left), the equilateral (bottom) and the orthogonal (top right) forms for a generic triangular configuration of the wavevectors<sup>20</sup>.

<sup>20</sup> E. Komatsu, *Class. Quantum Grav.* **27**, 124010 (2010).



# Constraints on $f_{\text{NL}}$

The constraints on the non-Gaussianity parameters from the recent Planck data are as follows<sup>21</sup>:

$$\begin{aligned} f_{\text{NL}}^{\text{loc}} &= 2.7 \pm 5.8, \\ f_{\text{NL}}^{\text{eq}} &= -42 \pm 75, \\ f_{\text{NL}}^{\text{orth}} &= -25 \pm 39. \end{aligned}$$

It should be stressed here that these are constraints on the primordial values.

Also, the constraints on each of the  $f_{\text{NL}}$  parameters have been arrived at assuming that the other two parameters are zero.

<sup>21</sup> P. A. R. Ade *et al.*, [arXiv:1303.5084](https://arxiv.org/abs/1303.5084) [astro-ph.CO].



# Post-inflationary dynamics and non-linearities

- Post-inflationary dynamics, such as the curvaton and the modulated reheating scenarios can also lead to non-Gaussianities<sup>22</sup>. The strong constraints on  $f_{\text{NL}}^{\text{loc}}$  from Planck suggests that the primordial non-Gaussianities are unlikely to have been generated post-inflation.
- Also, non-linear evolution, leading to and immediately after the epoch of decoupling, have been shown to result in non-Gaussianities at the level of  $\mathcal{O}(f_{\text{NL}}) \sim 1 - 5^{23}$ .

Clearly, these contributions need to be understood satisfactorily before the observational limits can be used to arrive at constraints on inflationary models.

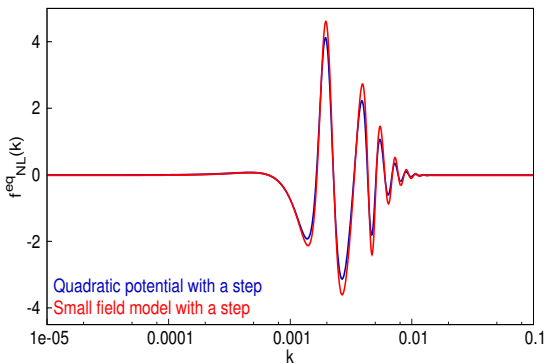
<sup>22</sup>See, for instance, D. Langlois and T. Takahashi, arXiv:1301.3319v1 [astro-ph.CO].

<sup>23</sup>C. Pitrou, J.-P. Uzan and F. Bernardeau, JCAP **1007**, 003 (2010);  
S.-C. Su, E. A. Lim and E. P. S. Shellard, arXiv:1212.6968v1 [astro-ph.CO].





# $f_{NL}^{loc}$ in models with a step



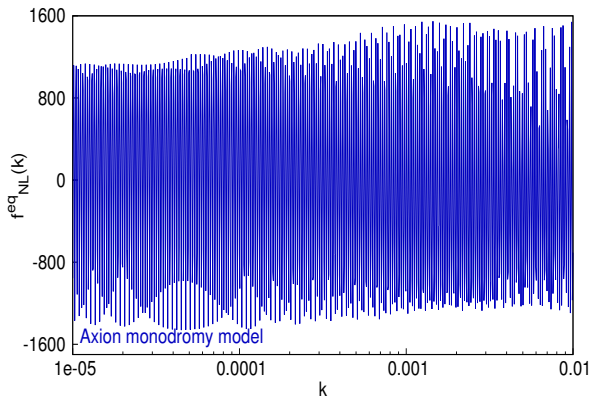
The non-Gaussianity parameter  $f_{NL}^{loc}$  evaluated in the equilateral limit when a step has been introduced in the chaotic inflationary model<sup>24</sup> involving the quadratic potential (in blue). The  $f_{NL}^{loc}$  that arises in a small field model with a step<sup>25</sup> has also been illustrated (in red).

<sup>24</sup>X. Chen, R. Easther and E. A. Lim, JCAP **0706**, 023 (2007); JCAP **0804**, 010 (2008);  
 P. Adshead, W. Hu, C. Dvorkin and H. V. Peiris, Phys. Rev. D **84**, 043519 (2011);  
 P. Adshead, C. Dvorkin, W. Hu and E. A. Lim, Phys. Rev. D **85**, 023531 (2012).

<sup>25</sup>D. K. Hazra, L. Sriramkumar and J. Martin, arXiv:1201.0926v1 [astro-ph.CO].



# $f_{NL}^{loc}$ in the axion monodromy model



The non-Gaussianity parameter  $f_{NL}^{loc}$  evaluated in the equilateral limit in the axion monodromy model<sup>26</sup>. The modulations in the potential give rise to a certain resonant behavior<sup>27</sup>, leading to a large  $f_{NL}^{loc}$ .

<sup>26</sup> D. K. Hazra, L. Sriramkumar and J. Martin, arXiv:1201.0926v1 [astro-ph.CO].

<sup>27</sup> S. Hannestad, T. Haugbolle, P. R. Jarnhus and M. S. Sloth, JCAP **1006**, 001 (2010); R. Flauger and E. Pajer, JCAP **1101**, 017 (2011).



# Topics not touched upon in this talk

In this talk, I have not had the time to discuss constraints on:

- Models based on multiple scalar fields
- Non-canonical scalar field models
- Models involving non-minimal coupling
- The curvaton scenario
- Non-vacuum initial states
- Non-standard bispectral shapes
- The trispectrum



# Outlook

- The strong constraints on the non-Gaussianity parameter  $f_{\text{NL}}$  from Planck suggests that inflationary and post-inflationary scenarios that lead to rather large non-Gaussianities are very likely to be ruled out by the data.

---

<sup>28</sup>P. A. R. Ade *et al.*, [arXiv:1303.5082](https://arxiv.org/abs/1303.5082) [astro-ph.CO].

<sup>29</sup>In this context, see, J. Martin, C. Ringeval and V. Vennin, [arXiv:1303.3787](https://arxiv.org/abs/1303.3787) [astro-ph.CO].



# Outlook

- The strong constraints on the non-Gaussianity parameter  $f_{\text{NL}}$  from Planck suggests that inflationary and post-inflationary scenarios that lead to rather large non-Gaussianities are very likely to be ruled out by the data.
- In contrast, various analyses seem to point to the fact that the scalar power spectrum may contain features<sup>28</sup>.

---

<sup>28</sup>P. A. R. Ade *et al.*, [arXiv:1303.5082](https://arxiv.org/abs/1303.5082) [astro-ph.CO].

<sup>29</sup>In this context, see, J. Martin, C. Ringeval and V. Vennin, [arXiv:1303.3787](https://arxiv.org/abs/1303.3787) [astro-ph.CO].



# Outlook

- The strong constraints on the non-Gaussianity parameter  $f_{\text{NL}}$  from Planck suggests that inflationary and post-inflationary scenarios that lead to rather large non-Gaussianities are very likely to be ruled out by the data.
- In contrast, various analyses seem to point to the fact that the scalar power spectrum may contain features<sup>28</sup>.
- The possibility of such features can provide a strong handle on constraining inflationary models.

---

<sup>28</sup>P. A. R. Ade *et al.*, [arXiv:1303.5082 \[astro-ph.CO\]](https://arxiv.org/abs/1303.5082).

<sup>29</sup>In this context, see, J. Martin, C. Ringeval and V. Vennin, [arXiv:1303.3787 \[astro-ph.CO\]](https://arxiv.org/abs/1303.3787).



# Outlook

- The strong constraints on the non-Gaussianity parameter  $f_{\text{NL}}$  from Planck suggests that inflationary and post-inflationary scenarios that lead to rather large non-Gaussianities are very likely to be ruled out by the data.
- In contrast, various analyses seem to point to the fact that the scalar power spectrum may contain features<sup>28</sup>.
- The possibility of such features can provide a strong handle on constraining inflationary models.
- Else, one may need to carry out a systematic search involving the scalar and the tensor power spectra<sup>29</sup>, the scalar and the tensor bispectra and the cross correlations.

---

<sup>28</sup>P. A. R. Ade *et al.*, [arXiv:1303.5082 \[astro-ph.CO\]](https://arxiv.org/abs/1303.5082).

<sup>29</sup>In this context, see, J. Martin, C. Ringeval and V. Vennin, [arXiv:1303.3787 \[astro-ph.CO\]](https://arxiv.org/abs/1303.3787).



Thank you for your attention