Probing the early universe with gravitational waves

L. Sriramkumar

Centre for Strings, Gravitation and Cosmology, Department of Physics,
Indian Institute of Technology Madras, Chennai

Cross-Survey Cosmography

Centre For Theoretical Physics, Jamia Millia Islamia, New Delhi

April 8–11, 2026

Plan of the talk

1. Inflationary scenario and constraints from the CMB
2. GWs provide a new window to the universe
3. Generation of GWs in the early universe
4. Observations by the PTAs and the stochastic GW background
5. Outlook

Plan of the talk

1. Inflationary scenario and constraints from the CMB
2. GWs provide a new window to the universe
3. Generation of GWs in the early universe
4. Observations by the PTAs and the stochastic GW background
5. Outlook

Horizon problem and its resolution in the inflationary scenario

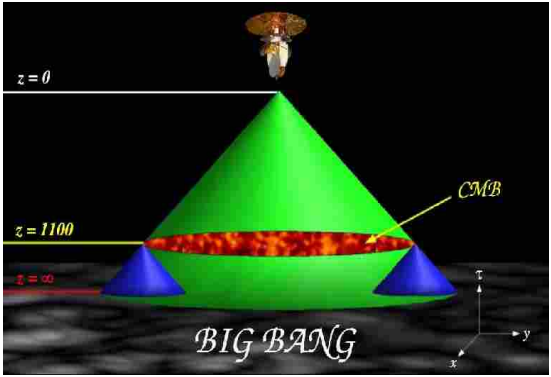

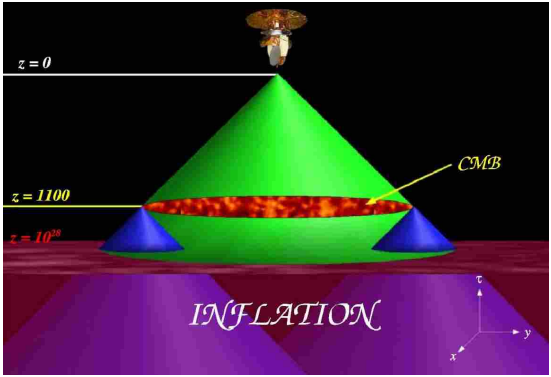

Illustration of the horizon problem (on the left) and its resolution (on the right) through an early and sufficiently long epoch of inflation[1].

[1] Images from W. Kinney, astro-ph/0301448.

Inflationary attractor

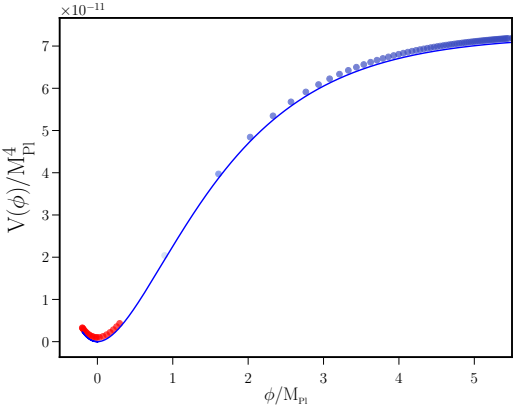

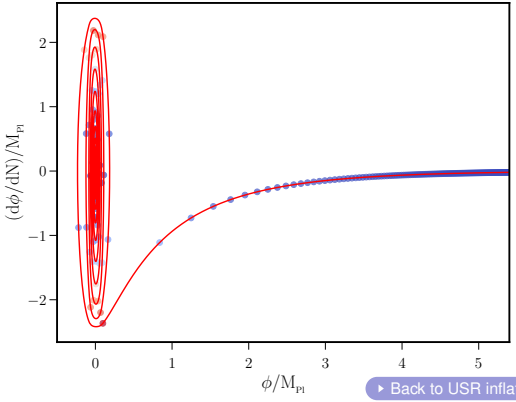

Back to USR inflation

Evolution of the scalar field in the popular Starobinsky model, which leads to slow roll inflation, is indicated (as circles, in blue and red) at regular intervals of time (on the left). Illustration of the behavior of the scalar field in phase space (on the right)[2].

[2] Figure from H. V. Ragavendra, *Observational imprints of non-trivial inflationary dynamics over large and small scales*, Ph.D. Thesis, Indian Institute of Technology Madras, Chennai, India (2022).

Behavior of the comoving wave number and Hubble radius

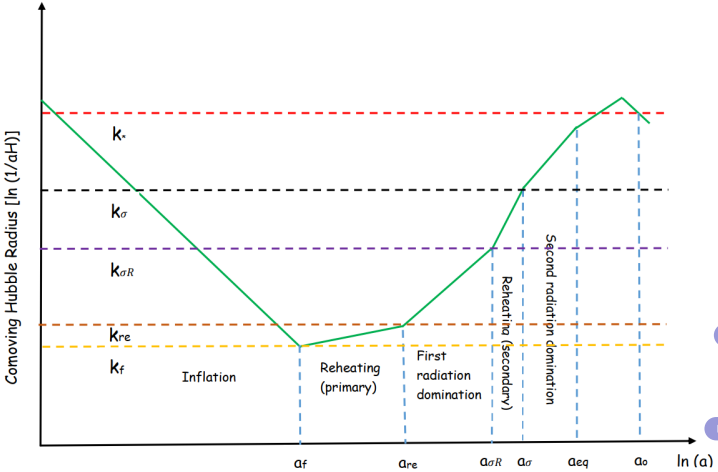

Back to reheating
Back to primary GWs today
Back to formation of PBHs
Back to SGWs and PTA data

Behavior of the comoving wave number k (horizontal lines in different colors) and the comoving Hubble radius $d_{\rm H}/a = (a\,H)^{-1}$ (in green) across different epochs[3].

[3] Md. R. Haque, D. Maity, T. Paul and L. Sriramkumar, Phys. Rev. D **104**, 063513 (2021).

Describing the primordial perturbations

While comparing with the observations, for convenience, one often uses the following power law, template scalar and the tensor spectra[4]:

$$\mathcal{P}_{\rm S}(k) = A_{\rm S}\left(\frac{k}{k_*}\right)^{n_{\rm S}-1}, \qquad \mathcal{P}_{\rm T}(k) = A_{\rm T}\left(\frac{k}{k_*}\right)^{n_{\rm T}},$$

where $A_{\rm S}$ and $A_{\rm T}$ denote the scalar and tensor amplitudes, k_* represents the so-called pivot scale at which the amplitudes are quoted, while the spectral indices $n_{\rm S}$ and $n_{\rm T}$ are assumed to be constant.

The tensor-to-scalar ratio r is defined as

$$r(k) = \frac{\mathcal{P}_{\rm T}(k)}{\mathcal{P}_{\rm S}(k)}.$$

[4] See, for instance, L. Sriramkumar, Curr. Sci. **97**, 868 (2009).

CMB angular power spectrum from Planck

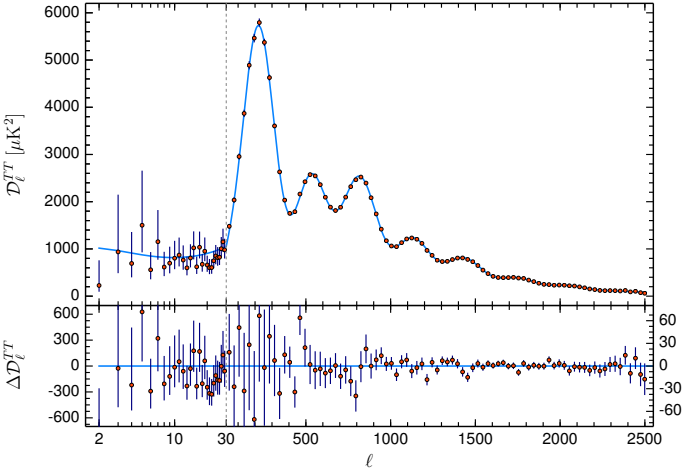

The CMB TT angular power spectrum from the Planck 2018 data (red dots with error bars) and the best fit ΛCDM model with a power law primordial spectrum (solid blue curve)[5].

[5] Planck Collaboration (N. Aghanim *et al.*), Astron. Astrophys. **641**, A6 (2020).

Performance of inflationary models in the n_s-r plane

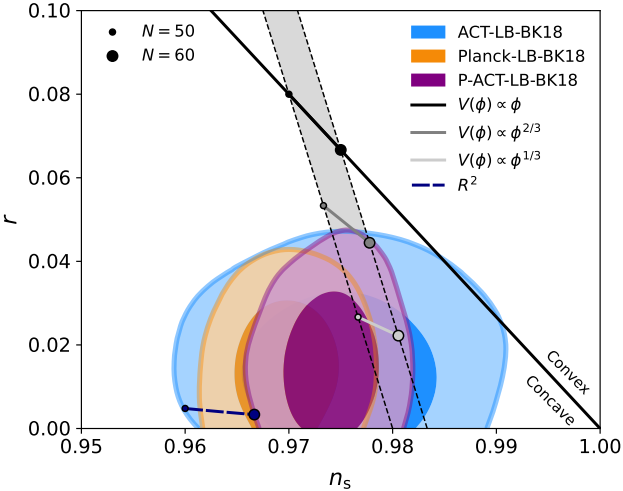

Latest constraints on n_s and r from ACT, in combination with other data sets, compared to the theoretical predictions of some of the popular inflationary models[6].

[6] ACT Collaboration (E. Calabrese *et al.*), JCAP **11**, 063 (2025).

Prospects of observing the imprints of primary GWs in the CMB

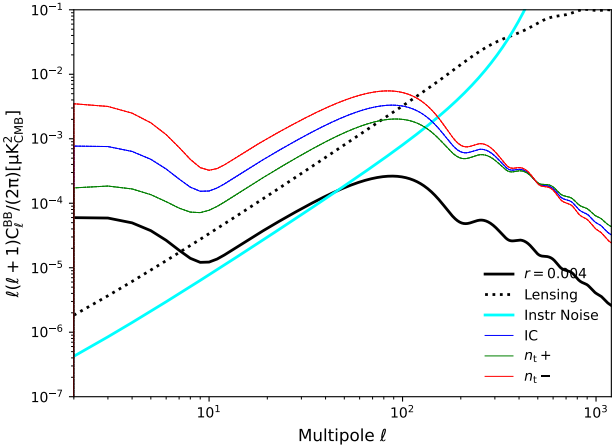

The B-mode angular power spectra of the CMB resulting from the primary tensor perturbations for models with $r_{0.05} = 5 \times 10^{-2}$ and $r_{0.05} = 4 \times 10^{-3}$ have been plotted, along with the CMB lensing signal and the instrumental noise of a LiteBIRD-like configuration[7].

[7] D. Paoletti, F. Finelli, J. Valiviita and M. Hazumi, Phys. Rev. D **106**, 083528 (2022).

Plan of the talk

1. Inflationary scenario and constraints from the CMB
2. GWs provide a new window to the universe
3. Generation of GWs in the early universe
4. Observations by the PTAs and the stochastic GW background
5. Outlook

Sources and spectral range of GWs

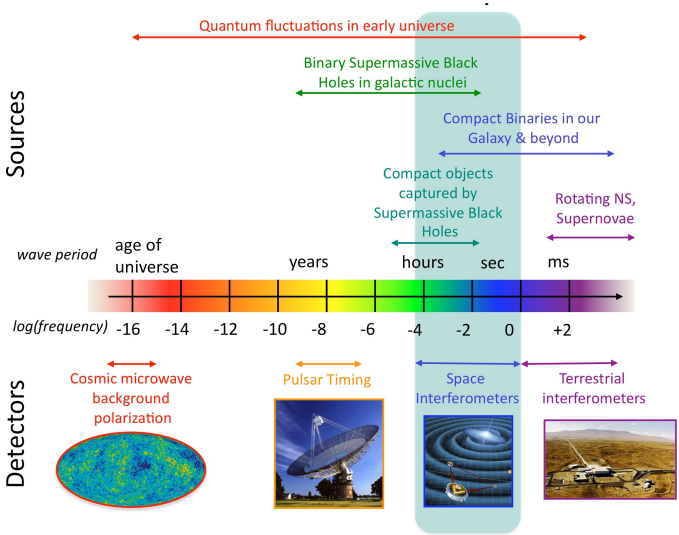

Different sources of GWs and the corresponding detectors[8].

[8] J. B. Hartle, *Gravity: An Introduction to Einstein's General Relativity* (Pearson Education, Delhi, 2003).

Probing the primordial universe using CMB

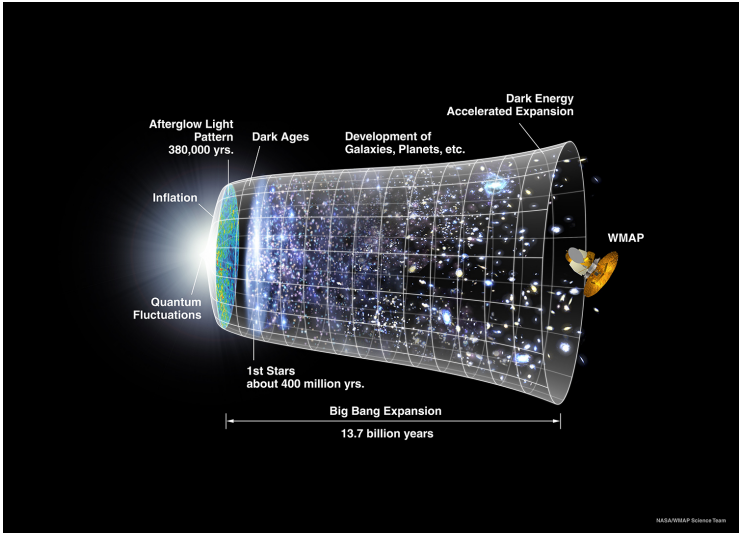

Timeline of the universe, constructed largely from the CMB observations[9].

[9] See http://wmap.gsfc.nasa.gov/media/060915/060915_CMB_Timeline150.jpg.

Probing the primordial universe through GWs

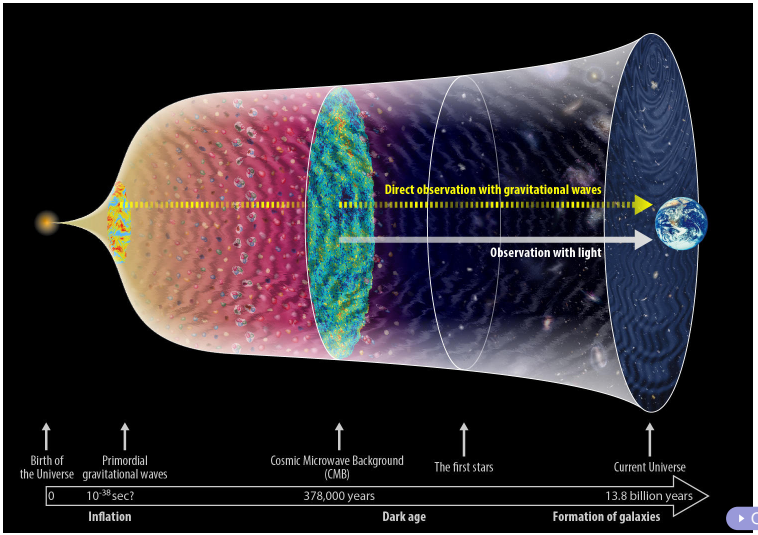

Observations of EM waves

GWs provide a unique window to probe the primordial universe[10].

[10] Image from https://gwpo.nao.ac.jp/en/gallery/000061.html.

Plan of the talk

1. Inflationary scenario and constraints from the CMB
2. GWs provide a new window to the universe
3. Generation of GWs in the early universe
4. Observations by the PTAs and the stochastic GW background
5. Outlook

Evolution of the scalar field in an inflationary potential

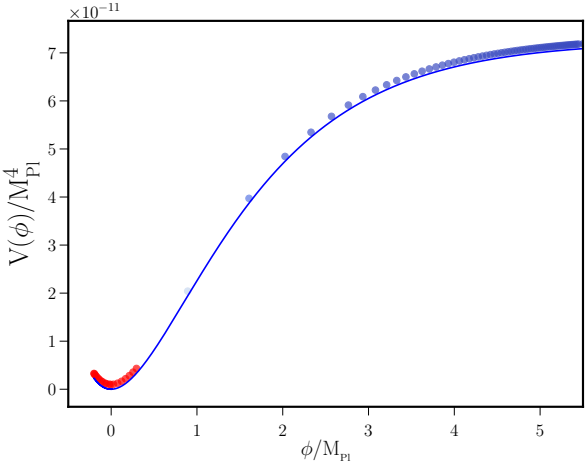

The evolution of the scalar field in the so-called Starobinsky model has been indicated (as circles, in blue and red) at regular intervals of time. Inflation is terminated as the field approaches the bottom of the potential (near the light blue dot). Thereafter, the field oscillates at the bottom of the potential (indicated by the red dots).

Effects on $\Omega_{\rm GW}(f)$ due to reheating

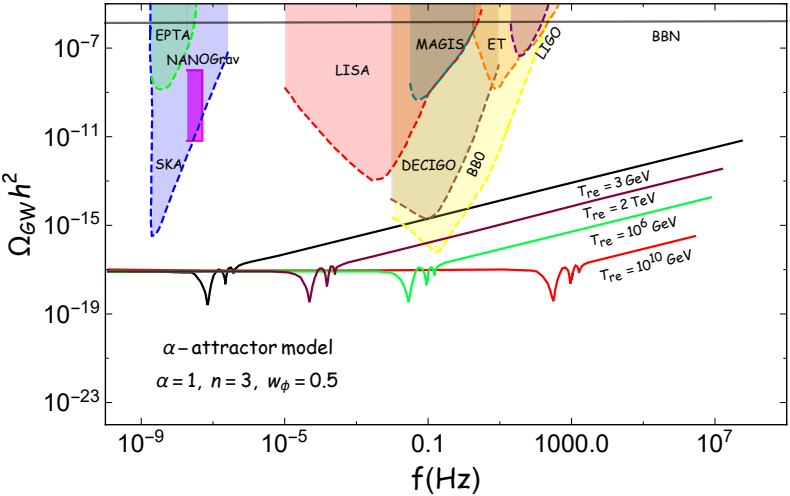

The dimensionless spectral energy density of primary GWs today, viz. $\Omega_{\rm GW}$, has been plotted, over a wide range of frequency f, for different reheating temperatures[11].

[11] Md. R. Haque, D. Maity, T. Paul and L. Sriramkumar, Phys. Rev. D **104**, 063513 (2021).

Effects on primary GWs due to late time entropy production

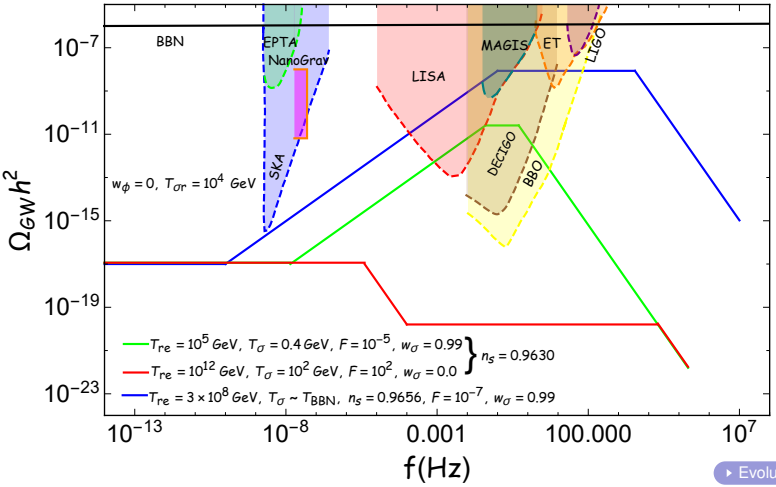

Evolution of comoving lengths

The dimensionless spectral energy density of primary GWs today $\Omega_{\rm GW}(f)$ has been plotted in a scenario involving late time production of entropy[12].

[12] Md. R. Haque, D. Maity, T. Paul and L. Sriramkumar, Phys. Rev. D **104**, 063513 (2021).

Power spectrum of primary GWs today

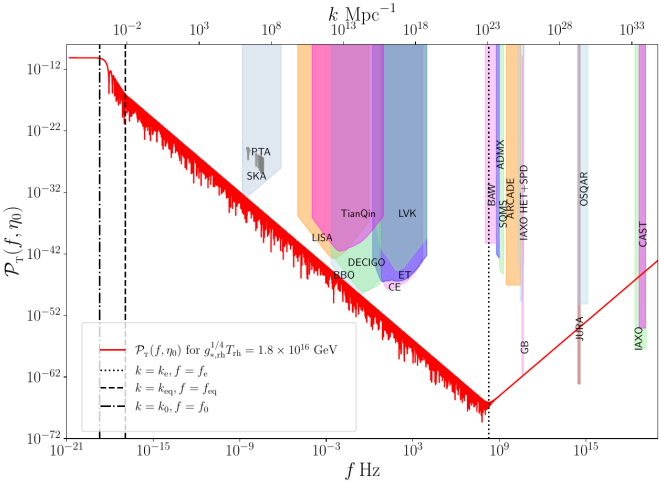

Evolution of comoving lengths

The power spectrum of primary GWs $\mathcal{P}_{\rm T}(k,\eta)$ today has been plotted assuming $g_{*,\rm rh}^{1/4}T_{\rm re} = 1.8\times10^{16}\,\mathrm{GeV}$ (corresponding to $r \simeq 0.034$) in the case of instantaneous transitions from de Sitter inflation to the epochs of radiation and matter domination.

Regularized power spectrum of primary GWs

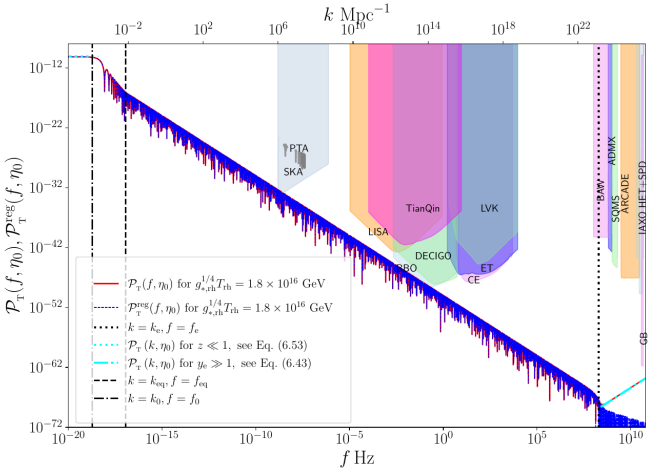

The actual and the regularized power spectrum of PGWs $\mathcal{P}_{\mathrm{T}}(k,\eta)$ and $\mathcal{P}_{\mathrm{T}}^{\mathrm{reg}}(k,\eta)$ today have been plotted (in red and blue) assuming a smoother transition from de Sitter inflation to the epoch of radiation domination[13].

[13] A. Hoory, J. Martin, A. Paul and L. Sriramkumar, arXiv:2512.03959 [astro-ph.CO].

Coalescence of compact binaries observed by LIGO

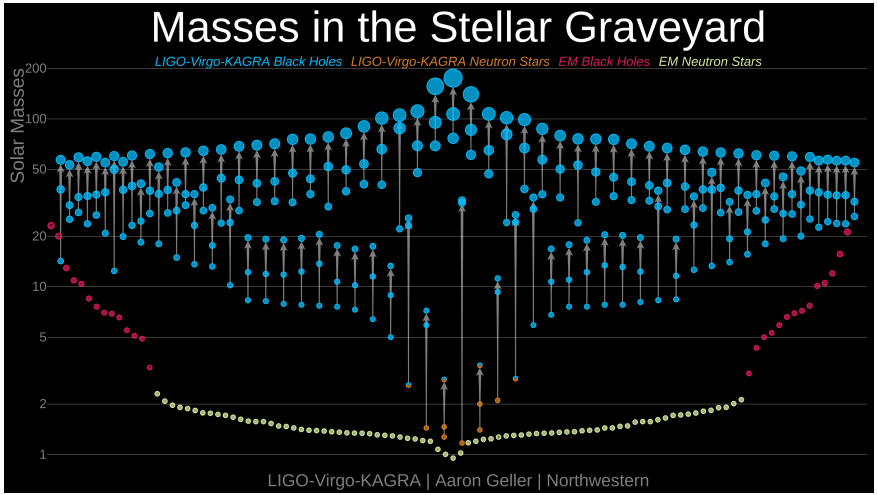

The third GW Transient Catalog of mergers involving BHs and neutron stars observed by the LIGO-Virgo-KAGRA collaboration[14].

[14] Image from https://www.ligo.caltech.edu/LA/image/ligo20211107a.

Formation of BHs in the early universe

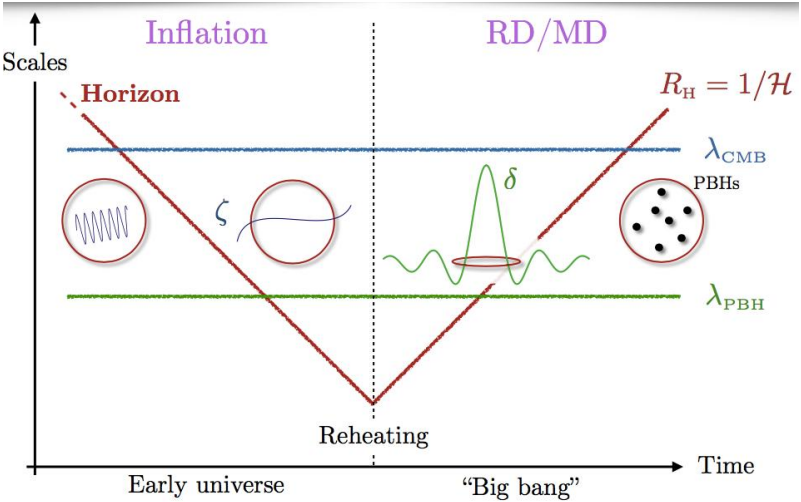

BHs can form when perturbations with significant amplitudes reenter the Hubble radius during the radiation dominated epoch[15].

Evolution of comoving lengths

[15] Figure from G. Franciolini, arXiv:2110.06815 [astro-ph.CO].

Amplitude for producing significant number of primordial BHs (PBHs)

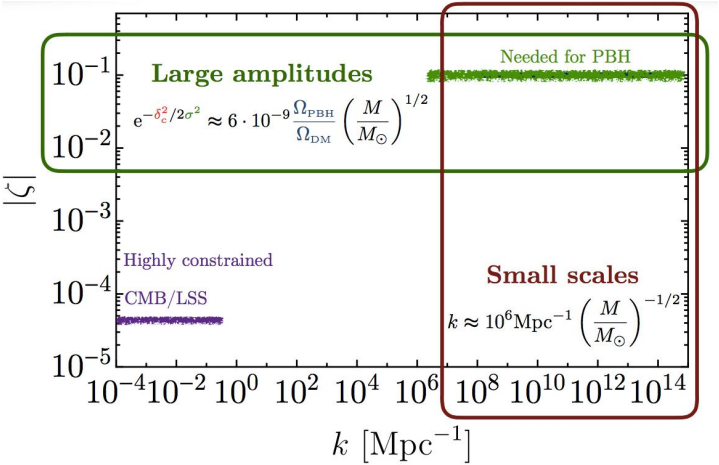

In order to form significant number of PBHs, the amplitude of the perturbations on small scales has to be large enough such that the dimensionless amplitude of the scalar perturbation is close to unity[16].

[16] Figure credit G. Franciolini.

Single-field models admitting ultra slow roll (USR) inflation

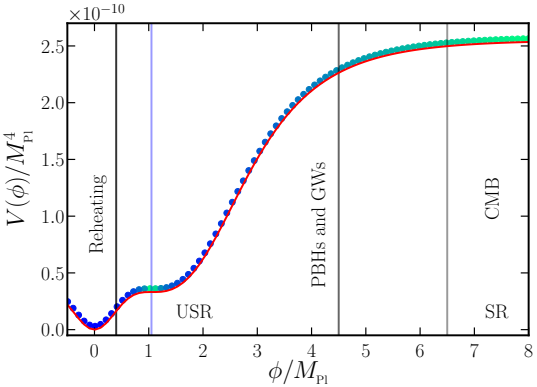

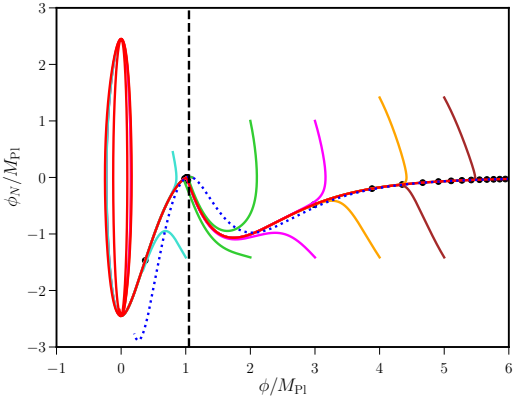

Inflationary attractor

Potentials which contain a point of inflection generically admit a period of USR inflation[17].

[17] See, for example, C. Germani and T. Prokopec, Phys. Dark Univ. **18**, 6 (2017); I. Dalianis, A. Kehagias and G. Tringas, JCAP **01**, 037 (2019).
Figures credits, H. V. Ragavendra and S. Maity.

Power spectra in models permitting USR inflation

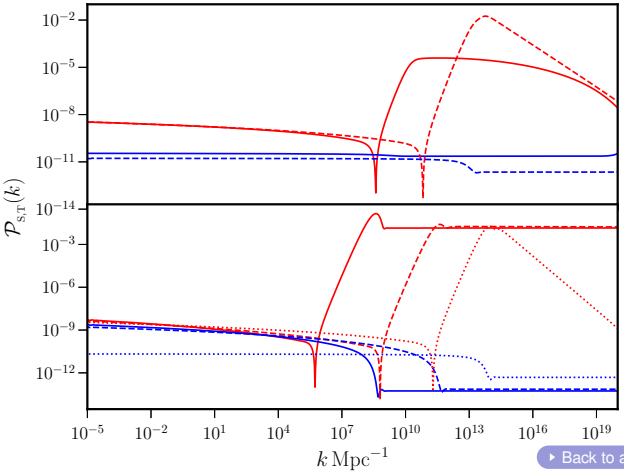

Back to analytical form of the power spectrum

Scalar (in red) and the tensor (in blue) power spectra arising in different single-field models that permit a period of USR inflation[18].

[18] H. V. Ragavendra, P. Saha, L. Sriramkumar and J. Silk, Phys. Rev. D **103**, 083510 (2021); Also see H. V. Ragavendra and L. Sriramkumar, Galaxies **11**, 34 (2023).

Formation of PBHs in single-field and two-field models of inflation

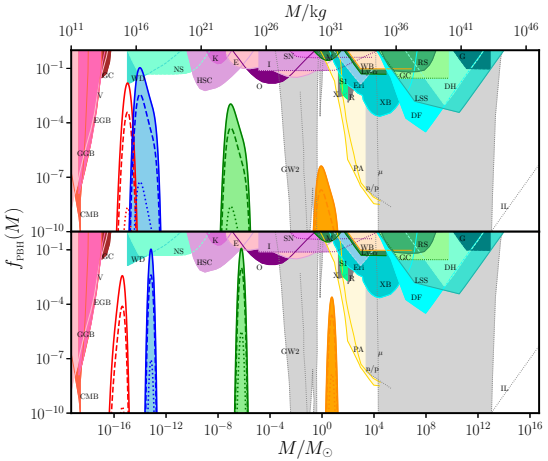

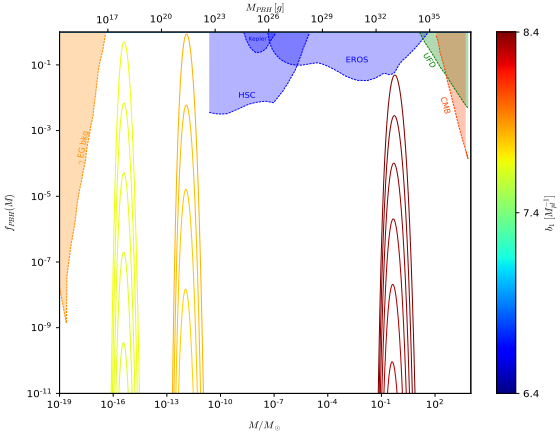

The fraction of PBHs contributing to the dark matter density today $f_{\rm PBH}(M)$ arising in different single-field[19] and two-field[20] inflationary models.

[19] H. V. Ragavendra, P. Saha, L. Sriramkumar and J. Silk, Phys. Rev. D **103**, 083510 (2021).

[20] M. Braglia, D. K. Hazra, F. Finelli, G. F. Smoot, L. Sriramkumar and A. A. Starobinsky, JCAP **08**, 001 (2020).

Secondary GWs in the two-field model

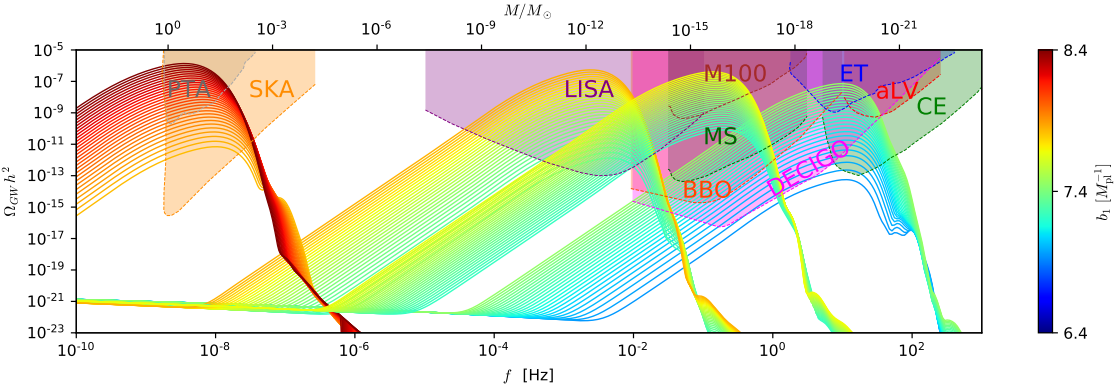

The dimensionless density parameter $\Omega_{\rm GW}(f)$ arising in the two-field model has been plotted for a set of initial conditions for the background fields as well as a range of values of a parameter describing the model[21].

[21] M. Braglia, D. K. Hazra, F. Finelli, G. F. Smoot, L. Sriramkumar and A. A. Starobinsky, JCAP **08**, 001 (2020).

Generation of helical magnetic fields during inflation

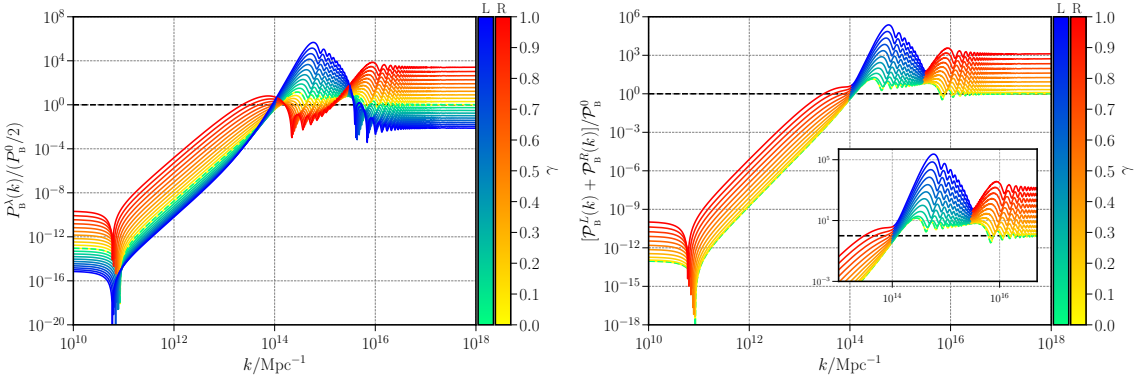

The power spectra of helical magnetic fields generated in a mutli-phase scenario of magnetogenesis. We have highlighted (in the inset, on the right) the range of wave numbers which lead to the maximum impact on the spectral energy density of secondary GWs. In particular, note that the helicity of the power spectrum changes around the peak[22].

[22] H. V. Ragavendra, G. Tasinato and L. Sriramkumar, arXiv:2602.16575 [astro-ph.CO].

Secondary GWs generated by the helical magnetic fields

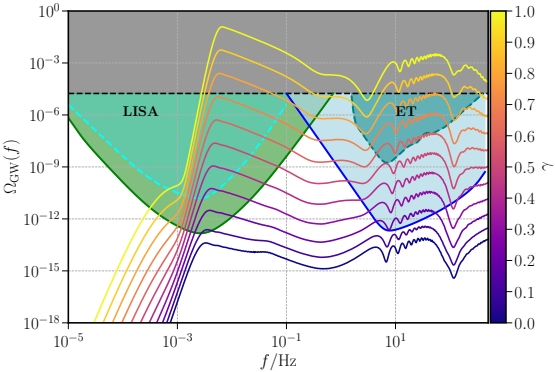

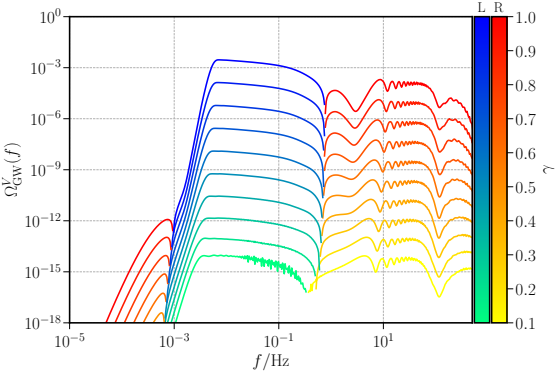

The total (on the left) and the difference (on the right) in the spectral energy density of secondary GWs induced by the two polarizations of the helical magnetic fields. Note that the change in the helicity of the primordial magnetic fields is transferred to the chirality of the GWs around the peak.

Plan of the talk

1. Inflationary scenario and constraints from the CMB
2. GWs provide a new window to the universe
3. Generation of GWs in the early universe
4. Observations by the PTAs and the stochastic GW background
5. Outlook

Pulsar timing arrays (PTAs)

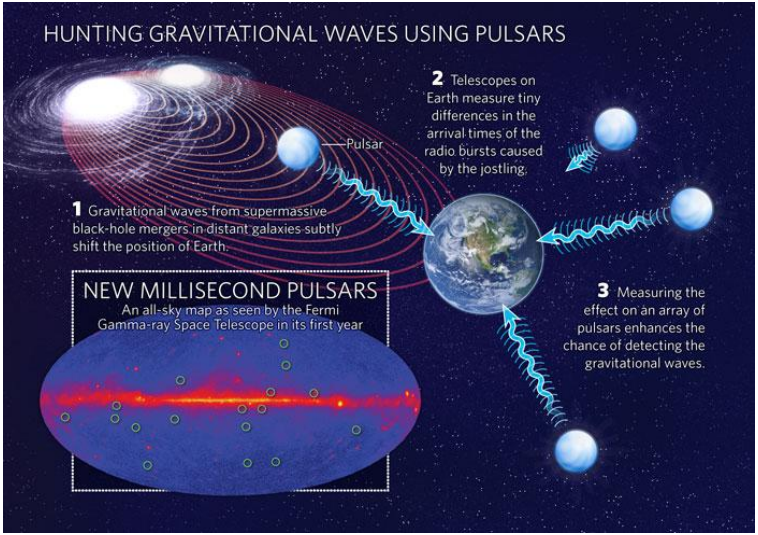

The PTAs monitor an array of millisecond pulsars[23].

[23] See https://ipta.github.io/mock_data_challenge/.

Stochastic GW background observed by pulsar timing arrays (PTAs)

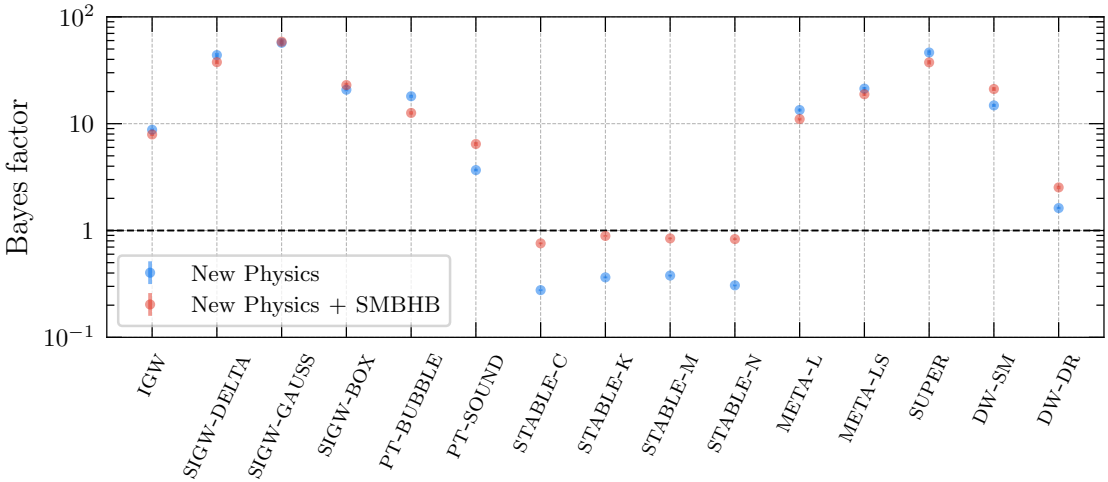

The Bayesian evidence for a variety of astrophysical and cosmological sources for the stochastic GW background suggested by the observations of the PTAs[24].

[24] NANOGrav Collaboration (G. Agazie *et al.*), Astrophys. J. Lett. **951**, 1 (2023).

Shape of the inflationary scalar power spectrum

We assume that the inflationary scalar power spectrum is given by[25]

$$\mathcal{P}_{\mathrm{S}}(k) = A_{\mathrm{S}} \left(\frac{k}{k_*}\right)^{n_{\mathrm{S}}-1} + A_0 \begin{cases} \left(\dfrac{k}{k_{\mathrm{peak}}}\right)^4 & k \leq k_{\mathrm{peak}}, \\ \left(\dfrac{k}{k_{\mathrm{peak}}}\right)^{n_0} & k \geq k_{\mathrm{peak}}, \end{cases}$$

where A_{S} and n_{S} are the amplitude and spectral index of the power spectrum at the CMB pivot scale of $k_* = 0.05\,\mathrm{Mpc}^{-1}$.

Power spectra in USR inflation

We set the reheating temperature to the rather low value of $T_{\mathrm{re}} = 50\,\mathrm{MeV}$.

We shall assume that the threshold value of the density contrast for the formation of PBHs is given by[26]:

$$\delta_{\mathrm{c}}^{\mathrm{an}} = \frac{3\,(1+w_{\mathrm{re}})}{5+3\,w_{\mathrm{re}}}\,\sin^2\left(\frac{\pi\,\sqrt{w_{\mathrm{re}}}}{1+3\,w_{\mathrm{re}}}\right).$$

[25] For other forms of spectra, see G. Domènech, S. Pi, A. Wang and J. Wang, arXiv:2402.18965 [astro-ph.CO].

[26] In this context, see T. Harada, C.-M. Yoo, and K. Kohri, Phys. Rev. D **88**, 084051 (2013).

Generation of secondary GWs during the epoch of reheating

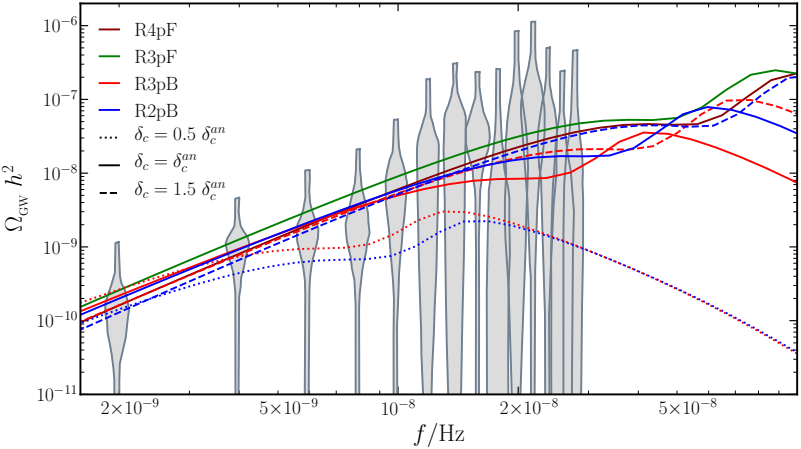

Epoch of reheating

The dimensionless spectral energy density of the secondary GWs today $\Omega_{\rm GW}(f)$ is plotted for a given reheating temperature and the best-fit values of the parameters in the different models[27].

[27] S. Maity, N. Bhaumik, Md. R. Haque, D. Maity and L. Sriramkumar, JCAP **01**, 118 (2025).

Power spectra and the extent of PBHs formed

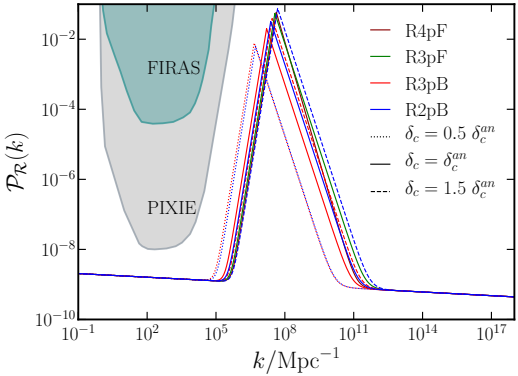

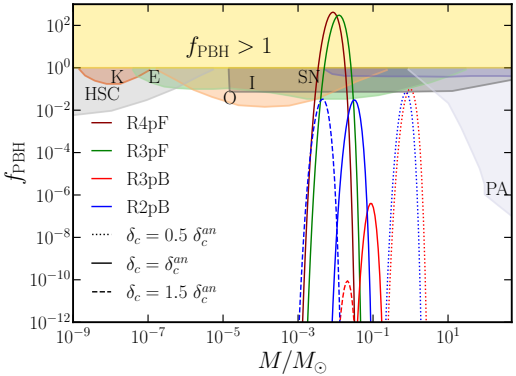

Scalar power spectra (on the left) and the extent of PBHs formed (on the right). We have assumed a specific reheating temperature and have plotted the fraction of PBHs that constitute the dark matter density today, viz. $f_{\mathrm{PBH}}(M)$, for the best-fit values of the parameters in the different models[28].

[28] S. Maity, N. Bhaumik, Md. R. Haque, D. Maity and L. Sriramkumar, JCAP **01**, 118 (2025).

Constraints on the epoch of reheating

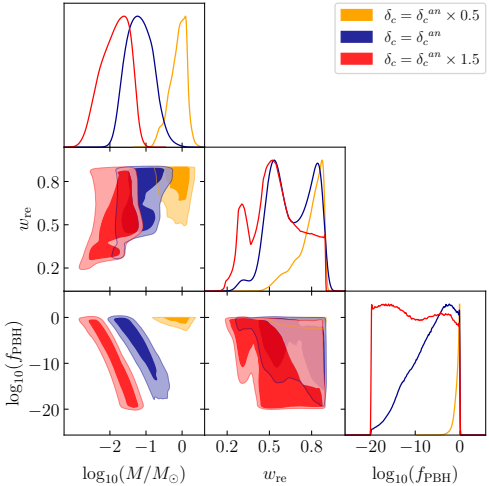

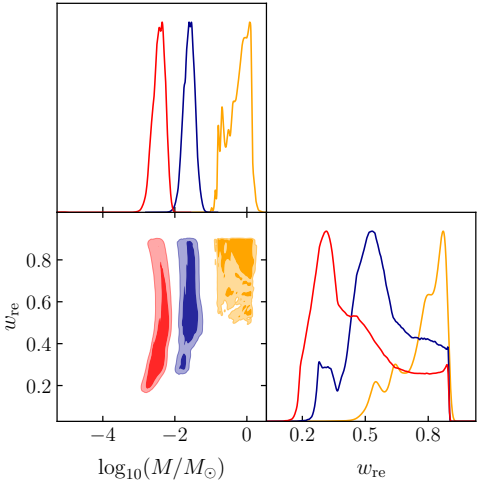

Constraints on the parameters of two models `R3pB` (on the left) and `R2pB` (on the right), arrived at upon comparison with the NANOGrav 15-year data[29].

[29] S. Maity, N. Bhaumik, Md. R. Haque, D. Maity and L. Sriramkumar, JCAP **01**, 118 (2025).

Plan of the talk

1. Inflationary scenario and constraints from the CMB
2. GWs provide a new window to the universe
3. Generation of GWs in the early universe
4. Observations by the PTAs and the stochastic GW background
5. Outlook

Outlook

- The increasingly precise observations of the CMB by future missions such as Lite-BIRD (Light satellite for the studies of B-mode polarization and Inflation from cosmic background Radiation Detection), Primordial Inflation Explorer (PIXIE) and Exploring Cosmic History and Origin (ECHO, a proposed Indian effort) can be expected to help us improve the current constraints on the primordial correlations.
- The observations by LIGO have opened up a new window to observe the universe.
- The observations by the PTAs and their possible implications for the stochastic GW background offer a wonderful opportunity to understand the physics operating in the early universe.
- Over the coming decades, GW observatories such as the Laser Interferometer Space Antenna, Einstein Telescope and Cosmic Explorer, can be expected to provide us with an unhindered view of the primordial universe.

This talk was based on. . . I

- M. Braglia, D. K. Hazra, F. Finelli, G. F. Smoot, L. Sriramkumar and A. A. Starobinsky, *Generating PBHs and small-scale GWs in two-field models of inflation*, JCAP **08**, 001 (2020) [arXiv:2005.02895 [astro-ph.CO]].
- H. V. Ragavendra, P. Saha, L. Sriramkumar and J. Silk, *Primordial black holes and secondary gravitational waves from ultra slow roll and punctuated inflation*, Phys. Rev. D **103**, 083510 (2021) [arXiv:2008.12202 [astro-ph.CO]].
- Md. R. Haque, D. Maity, T. Paul and L. Sriramkumar, *Decoding the phases of early and late time reheating through imprints on primordial gravitational waves*, Phys. Rev. D **104**, 063513 (2021) [arXiv:2105.09242 [astro-ph.CO]].
- H. V. Ragavendra and L. Sriramkumar, *Observational imprints of enhanced scalar power on small scales in ultra slow roll inflation and associated non-Gaussianities*, Galaxies **11**, 34 (2023) [arXiv:2301.08887 [astro-ph.CO]].
- S. Maity, N. Bhaumik, Md. R. Haque, D. Maity and L. Sriramkumar, Constraining the history of reheating with the NANOGrav 15-year data, JCAP **01**, 118 (2025) [arXiv:2403.16963 [astro-ph.CO]].

This talk was based on. . . II

- A. Hoory, J. Martin, A. Paul and L. Sriramkumar, Primary gravitational waves at high frequencies I: Origin of suppression in the power spectrum, arXiv:2512.03959 [astro-ph.CO].
- H. V. Ragavendra, G. Tasinato and L. Sriramkumar, Chiral gravitational waves from multi-phase magnetogenesis, arXiv:2602.16575 [astro-ph.CO].

Collaborators I

Matteo Braglia

Dhiraj Hazra

Fabio Finelli

George Smoot

Alexei Starobinsky

H. V. Ragavendra

Pankaj Saha

Joseph Silk

Md. Riajul Haque

Debaprasad Maity

Collaborators II

Tanmoy Paul

Suvashis Maity



Nilanjandev Bhaumik

Alipriyo Hoory

Jérôme Martin

Arnab Paul

Gianmassimo Tasinato

Acknowledgments

Anusandhan National Research Foundation

SERB/ANRF

CEFIPRA

FRIF

INDIAN INSTITUTE OF TECHNOLOGY MADRAS

IIT Madras

IAP

Thank you for your attention